

SeaIntel Sunday Spotlight

May 26, 2013 – Issue 113

Weekly Indicators –
20 May – 26 May
2013

Executive Summary

Weekly capacity volatility

- We analyze the weekly fluctuations seen in the offered capacity across 7 different trade lanes. The degree of volatility is seen to vary significantly, with some trades seeing significant volatility in the next 3 months.

Carrier Q1 results

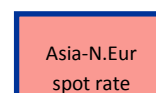
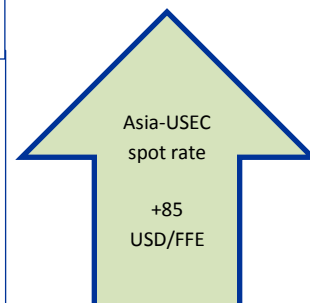
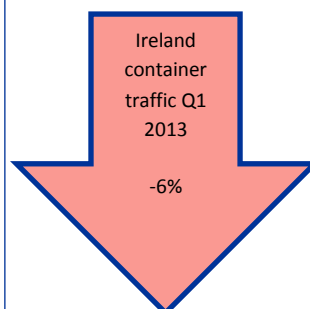
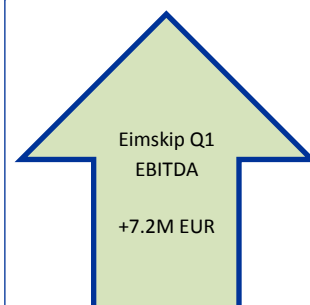
- With the many main carriers having published Q1 results, we take a closer look at financial and volume performance in the first quarter of the year. Particularly the volume development has been highly diverse across carriers seen over a multi-year period.

Intra-Asia rate development

- Looking at spot rate development in 6 Intra-Asia trades, we find rates to be quite stable, with the Shanghai-Hong Kong tradelane as the notable exception.

Content

| | |
|-----------------------------|---------|
| Weekly capacity volatility | Page 2 |
| Carrier Q1 results | Page 5 |
| Intra-Asia rate development | Page 10 |
| Service changes | Page 11 |
| Rate announcements | Page 12 |
| SeaIntel products | Page 15 |



This file is a preview provided by SeaIntel.com for users who are not subscribers.
Click on the link to view subscription options for SeaIntel Sunday Spotlight.
http://seaintel.com/index.php?option=com_virtuemart&view=productdetails&virtuemart_product_id=5