

## SeaIntel Sunday Spotlight

November 10, 2013 – Issue 136

### Weekly Indicators –

4 Nov - 10 Nov 2013

### Executive Summary

#### Asia-Europe capacity outlook 2014

We take a closer look at capacity developments week-by-week all the way to the end of 2014 to quantify the effect of phasing in the new super-post-panamax vessels. If carriers do not remove additional strings - or systematically blank sailings - capacity will be up by 13% in Q4 2014

#### Vessel Deployment Time on Asia-Europe

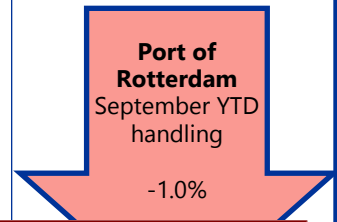



We take a close look at how long the vessels currently deployed on Asia – Europe have been deployed on their current services, and find that 40% of the carriers’ vessels have been deployed on the same service on Asia-Europe for more than a year and only 10% for more than two years.

#### Changes in top-50 Carriers since 1997

When analysing future consolidation it is well worth noting that of the 50 largest carriers globally in 1997, only 30 remain today.

### Content

Editorial – Here we go again...	Page 2
Asia-Europe capacity outlook 2014	Page 3
Vessel Deployment Time on Asia-Europe	Page 11
Changes in top-50 Carriers since 1997	Page 15
Carrier Service Changes	Page 19
Carrier Rate Announcements	Page 20
SeaIntel products	Page 22



This file is a preview provided by [SeaIntel.com](http://SeaIntel.com) for users who are not subscribers. Click on the link to view subscription options for SeaIntel Sunday Spotlight.  
[http://seaintel.com/index.php?option=com\\_virtuemart&view=productdetails&virtuemart\\_product\\_id=5](http://seaintel.com/index.php?option=com_virtuemart&view=productdetails&virtuemart_product_id=5)