

SeaIntel Sunday Spotlight

August 10, 2014 – Issue 173

Executive Summary

Transpacific transit time test

We take a closer look at marketing statements provided by carriers in terms of having the best transit time of specific port-to-port in Asia-USWC trade, and find that the carriers are only correct in roughly half the cases when claiming to be the fastest.

Japanese container developments

We analyse the container developments over the last decade in the five largest Japanese ports, and find that most containers going in through Nagoya and Osaka will be exported again through the same port, while there is a diversion of containers imported through Yokohama that will be exported through Tokyo instead. We also find that the port of Tokyo has won market share from Yokohama over the last five years.

The nationality of top-20 carriers

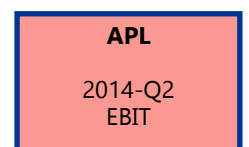

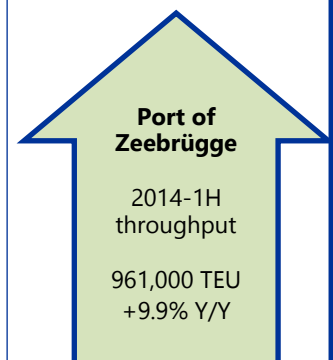
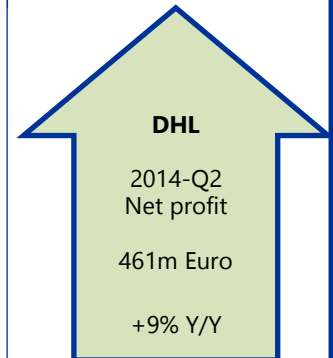
We examine the vessel flag states of top-20 carriers, and find that only 8 of the 20 largest carriers show alignment between their national identity and the flag states chosen for their operated vessels.

Content

Editorial: North Europe loss, ECSA gain	Page 2
Transpacific transit time test	Page 3
Japanese container developments	Page 12
The nationality of top-20 carriers	Page 18
Carrier Service Changes	Page 21
Carrier Rate Announcements	Page 22

Weekly Indicators –

4 – 10 Aug 2014



This file is a preview provided by SeaIntel.com for users who are not subscribers.
Click on the link to view subscription options for SeaIntel Sunday Spotlight.
http://seaintel.com/index.php?option=com_virtuemart&view=productdetails&virtuemart_product_id=5